

TECHNICAL SERVICE BULLETIN

Ref.: TRANSMISSION &
CLUTCH

No.: TC004-96

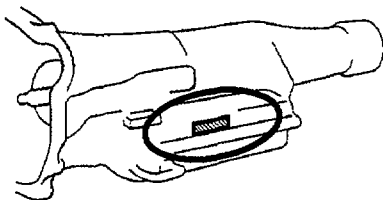
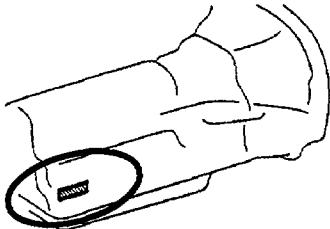
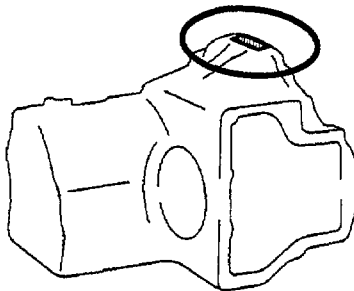
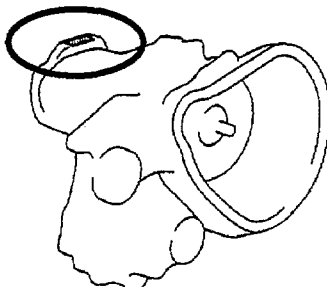
Date: DECEMBER 20, 1996

Model: ALL MODELS

Title: AUTOMATIC TRANSMISSION SERIAL NUMBERS

Page 1 of 3

Use the following tables to locate and read the original automatic transmission serial number.

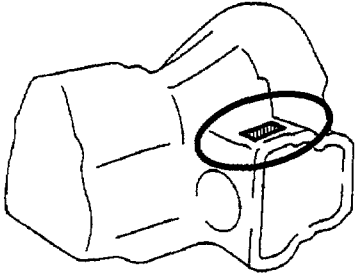
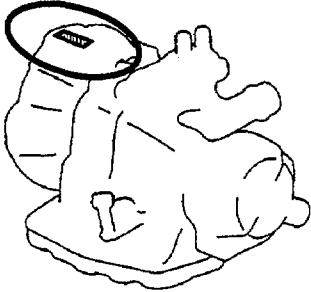
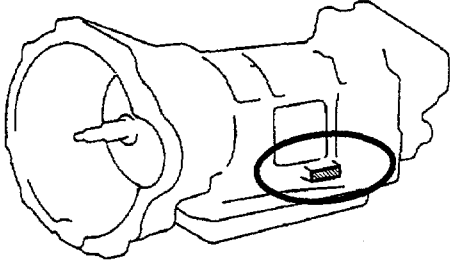
TRANSMISSION MODEL	LOCATION	TRANSMISSION SERIAL NUMBER
A4#D#		<p>96 A E 00001</p> <p>5-Digit Serial No. *Model Code Manufacturing Month: A thru M ("I" not used) Last 2 Digits of Manufacturing Year: 1996</p>
A34##		
A131L (AW Product)		<p>96 A Y 00001</p> <p>5-Digit Serial No. *Model Code Manufacturing Month: A thru M ("I" not used) Last 2 Digits of Manufacturing Year: 1996</p>
A24##		<p>96 A ZT 00001</p> <p>5-Digit Serial No. *Model Code Manufacturing Month: A thru M ("I" not used) Last 2 Digits of Manufacturing Year: 1996</p>

* See Model Code chart on Page 3.

Index # 046193

AUTOMATIC TRANSMISSION SERIAL NUMBERS

Page 2 of 3

TRANSMISSION MODEL	LOCATION	TRANSMISSION SERIAL NUMBER
A140# A130L		<p>6 A 00001</p> <p>50001</p> <p>5-Digit Serial No.</p> <p>Manufacturing Month: A thru M ("I" not used)</p> <p>Last Digit of Manufacturing Year: 1996</p>
A131L (TMC Product) A132#		<p>6 01 00001</p> <p>5-Digit Serial No.</p> <p>Manufacturing Month: A thru M ("I" not used)</p> <p>Last Digit of Manufacturing Year: 1996</p>
A54#E A540H		<p>F A 50001</p> <p>5-Digit Serial No.</p> <p>Manufacturing Month: A thru M ("I" not used)</p> <p>* Manufacturing Year: '93-C, '94-D, '95-E</p>
A44##		<p>6 A 00001</p> <p>5-Digit Serial No.</p> <p>Manufacturing Month: A thru M ("I" not used)</p> <p>Last Digit of Manufacturing Year: 1996</p>

* Exception: 1991 - K, 1992 (January-March) - M, 1992 (April-December) - B

NOTE: Remanufactured transmissions also have an additional serial number.

AUTOMATIC TRANSMISSION SERIAL NUMBERS

Page 3 of 3

MODEL CODE CHART:

CODE	MODEL
A	A40
B	A40D, A40DF
C	A42D
D	A41
E	A343F
F	A43D
H	A43DL
K	A42DL
L	A43DE, A46DE, A46DF
M	A42DE

CODE	MODEL
N	A45DF, A44D, A45D w/o Lock-up
P	A44DL, A45DF, A45DL w/Lock-up
Q	A44DE, A45DF, A45DE ECT, w/Lock-up
R	A340E, A340F w/lock-up
S	A340H w/Lock-up
T	A340E w/o Lock-up
U	A341H
Y	A131, A131L
Z	A240L, A241L, A242L, A243L, A2444L, A240E, A241E, A242E, A244E, A244F, A241H
ZT	A245E, A246E